

Range-N

Series 37

Ratio All

Performance

Series 37		
Torque (Nm)	Nominal#1	115
	Max Running#2	187
	Max Start-Up	281
Input Speed	Max (rpm)	3000
Thermal Limit	Power (kW)	9
Backlash	arcmin	9 to 16
Efficiency	(%)	95% - 98%
Service Life	(hours)	>10000
Housing Material		SG Iron
Oil Quantity	Litres	0.29
	Pints	0.5
Weight (kg)	2 Way - 1:1 & 1.5:1	10.5
	2 Way - 2:1 +	12
	3 Way - 1:1 & 1.5:1	11
	3 Way - 2:1 +	12.5

Notes:

#1 Nominal torque values at running speeds of 1500 rpm

#2 Maximum running torque value at speed of 10 rpm

Full detailed performance for each unit refer to page 12 & 13

Accessories & Options



Special Gear Ratio



Motor Flange



Extended Drive Shaft



Limit Switches



Drives



Light Weight Design



Reinforced Shaft OR High Torque



Breather



90° Breather



Mounting Feet



Shaft Cover



Stainless Steel



Submersible



Corrosion Protection



Nuclear Rated



Food Grade



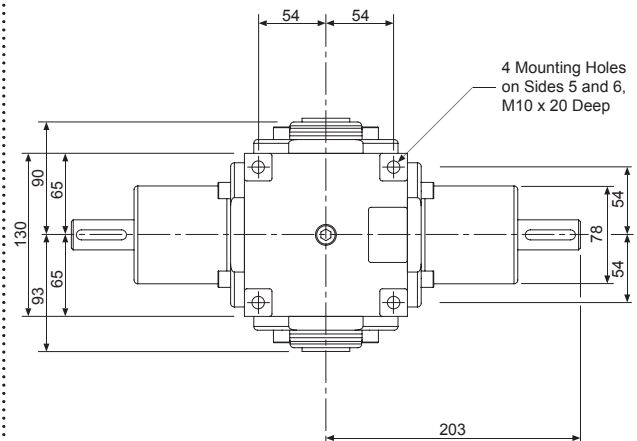

Low Temperature



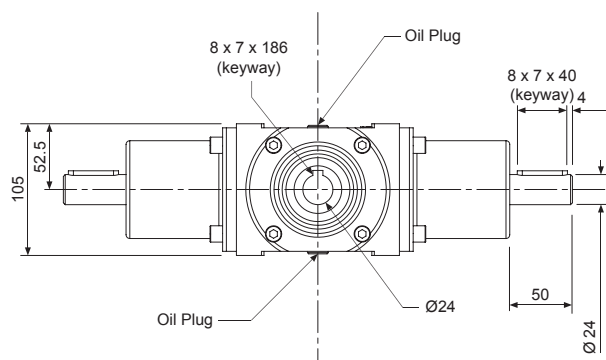
High Temperature

4 Way Hollow Shaft

N370H40-10



Tapped hole in end of each solid drive shaft - M8 x 25mm Deep



Notes:

1. All dimensions in mm unless otherwise stated
2. Dimensions subject to change without notice