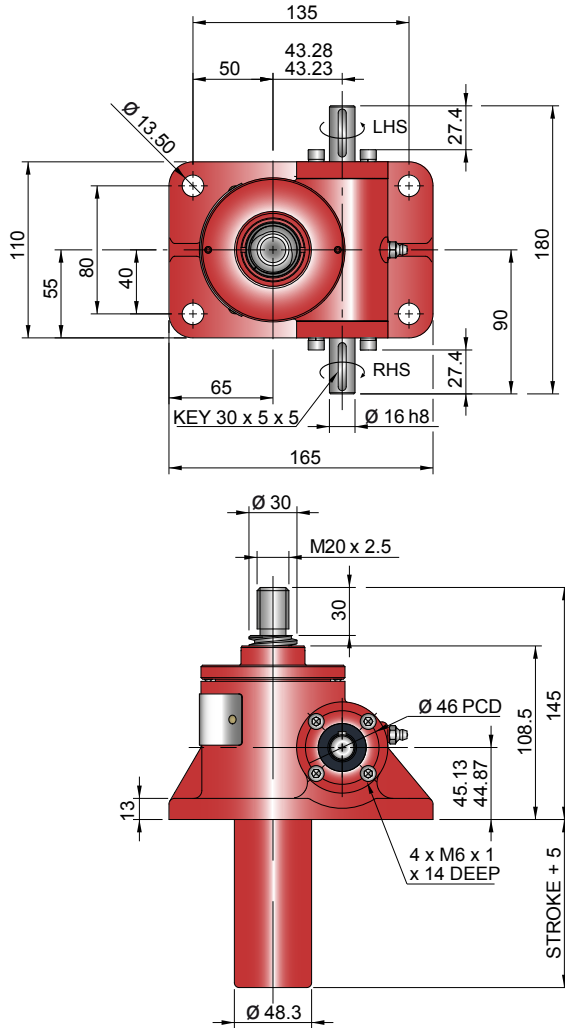
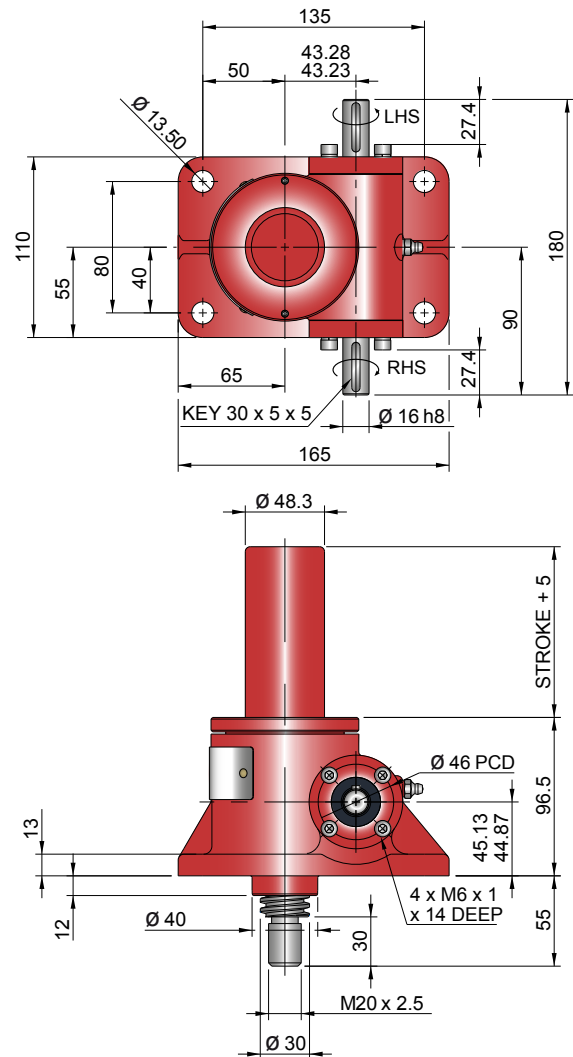


Upright EMT0025-U00



Inverted EMT0025-I00



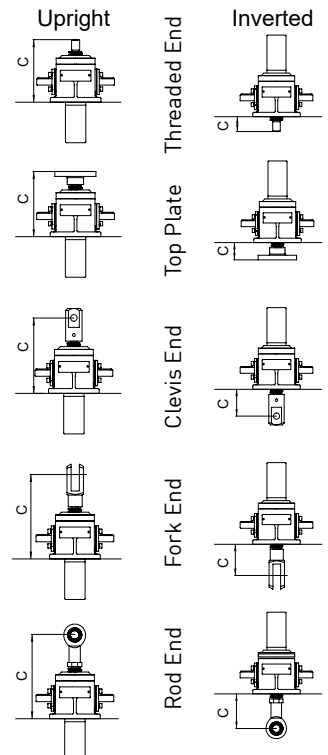
Performance

Closed Height

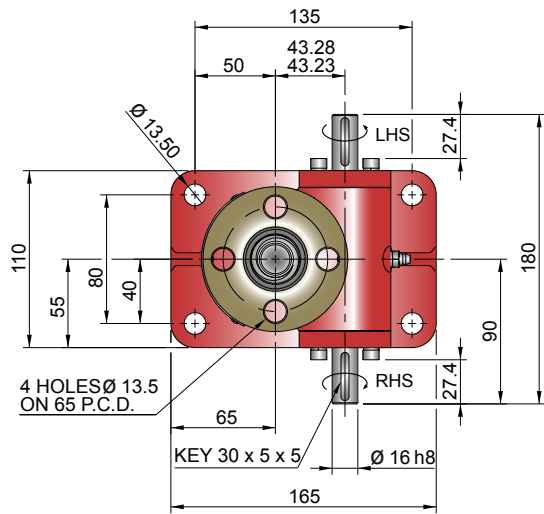
Model		EMT0025 EMR0025	
Capacity	kN	25	
Lifting Screw	Diameter (mm)	30	
	Lead	Option 1	Option 2
	mm	6	12
Gear Ratio Option 1	Gear Ratio	6:1	
	Static Efficiency	0.201	0.302
	Dynamic Efficiency	0.264	0.383
Gear Ratio Option 2	Gear Ratio	24:1	
	Static Efficiency	0.115	0.171
	Dynamic Efficiency	0.167	0.242
Max. Input power (kW)	Gear Ratio Option 1	1.5	
	Gear Ratio Option 2	0.375	
Start up torque at full load (Nm)	Gear Ratio Option 1	19.8	26.3
	Gear Ratio Option 2	8.7	11.6

Model		EMT0025 EMR0025		
Capacity	kN	25		
Lifting Screw Lead (mm)		6	12	
Turn of worm for travel of lifting screw	Gear Ratio 1	1 Turn	1mm	2mm
	Gear Ratio 2	4 Turn	1mm	2mm
Maximum Through Torque (Nm)		59		
Lifting Screw Restraining Torque (Nm)		76	102	
Worm Shaft Maximum Radial Load (N)		380		
Maximum Input Speed (rpm)		1800		
Gear Case Material		Aluminium		
Weight (kg) - stroke = 150mm	EMT	8.45		
	EMR	8.85		
Weight (kg) - per extra 25mm stroke	EMT	0.21		
	EMR	0.11		

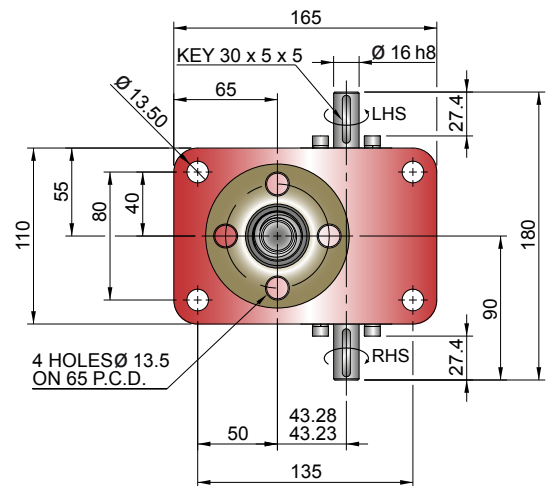
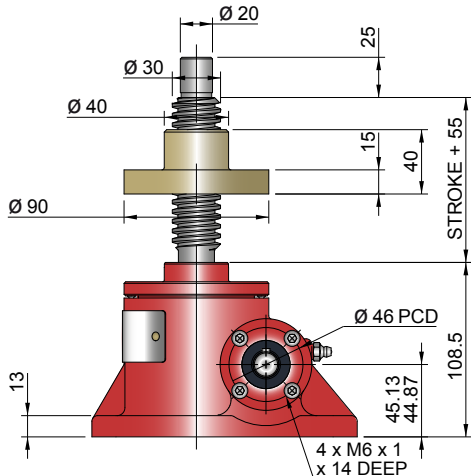
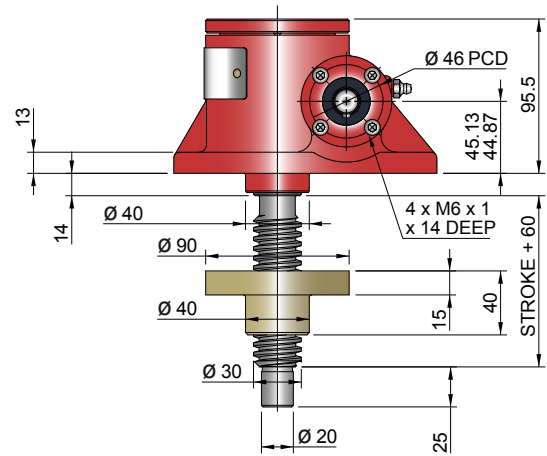
Note: All dimension in millimetres unless otherwise stated.
Designs subject to change without notice



Upright EMR0025-U00



Inverted EMR0025-I00



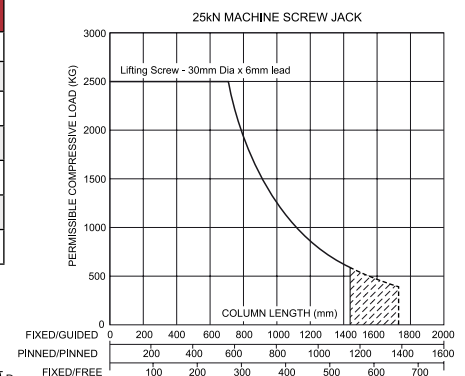
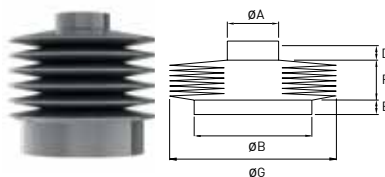
Closed Height & Bellows Boots

Column Strength

Closed Height "C"	Threaded End		Top Plate		Clevis End		Fork End		Rod End	
	Upright	Inverted	Upright	Inverted	Upright	Inverted	Upright	Inverted	Upright	Inverted
EMT0025	145	55	145	55	170	80	194	104	190	100
Stroke (mm)	EMT0025 with Bellows Boots									
1-300	145	80	145	80	170	105	194	129	205	140
301-600	145	80	145	80	170	105	194	129	205	140
601-1050	170	105	170	105	195	130	219	154	230	165
1051-1500	195	130	195	130	220	155	244	179	255	190

Model	A	B	D	E	G
EMT0025	40	90	15	23	120

Stroke	1-150	151-301	301-600	601-1050	1051-1500
EMT0025	8	20	30	50	70



- Note:
- 1 Inverted Screw Jacks - Bellows Boot Closed Height assumes screw jack mounted on a structure with thickness = 15mm
 - 2 Inverted Screw Jacks - Recommended bellows boot mounting plate $\varnothing B \times [E + 5\text{mm}]$ thick.
 - 3 Inverted Screw Jacks - Screw Jack mounting plate & bellows boot mounting plate are customers own supply
 - 4 † Control tapes fitted (increase outer diameter by 20mm approximately).
 - 5 For horizontal installations with than 450 mm of stroke, internal boot guides are recommended.
 - 6 Customers with threaded end screw jacks must provide a fixing for the unattached bellows boot collar.
 - 7 Bellows boots for Rotating Screw Jacks, other sizes, stroke and materials please consult Power Jacks.

